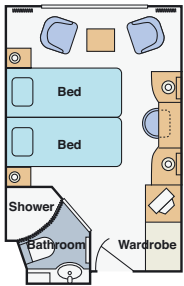
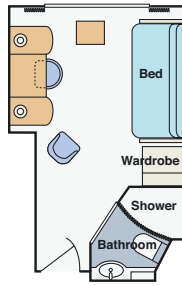


Deck plans

Viking Legend



Deluxe Stateroom
(Cat A, B, C, D, E)
155 sq. ft.
13.65 m²

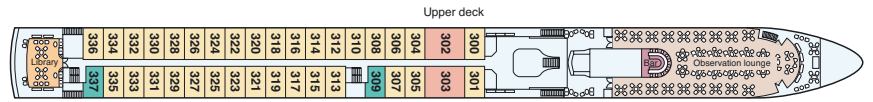
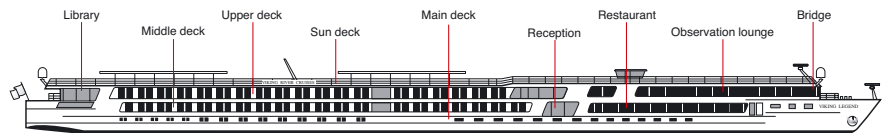


Single Deluxe Stateroom
(Cat CS)
134.5 sq. ft.
12.5 m²

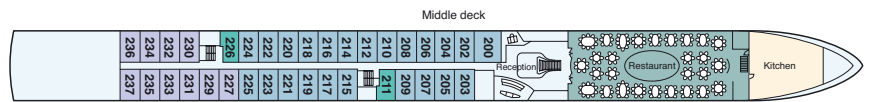
Built 2009, 3 decks, 189 guests, 44 crew

97 staterooms. All staterooms are outside, with A/C, private bathroom and shower, flat screen TV, phone, fridge, safe, hairdryer. Deluxe categories and suites have hotel-style beds. Categories on Middle and Upper decks have French balconies with sliding glass doors. Onboard facilities: restaurant with panoramic views, observation lounge and bar, Sun Deck, library, laundry service, free wireless internet.

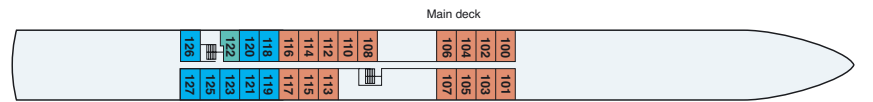
■ Suite ■ Cat A ■ Cat B ■ Cat C ■ Cat D ■ Cat E ■ Cat CS (Single)



All Staterooms on the Upper deck have French balconies with sliding glass doors.



All Staterooms on the Middle deck have French balconies with sliding glass doors.

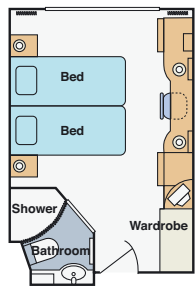


Water-level staterooms have half-height picture windows.

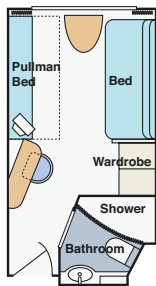
Viking Europe / Viking Pride / Viking Spirit / Viking Neptune



Cat. A, B, C, D



Deluxe Stateroom
(Cat A, B, C, D)
154 sq. ft.
14 m²

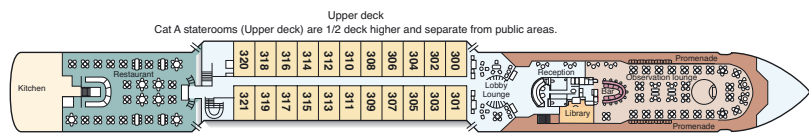
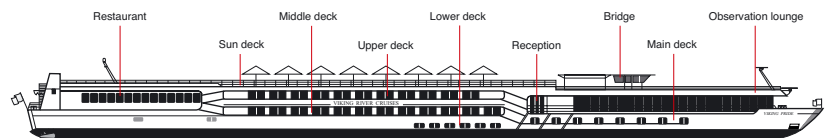


Standard Stateroom
(Cat E)
120 sq. ft.
11 m²

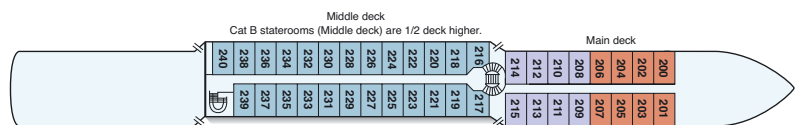
Built 2001, 3 decks, 150 guests, 40 crew

75 staterooms. All staterooms are outside, with A/C, private bathroom and shower, TV, phone, safe, hairdryer. Deluxe categories have hotel-style beds. Categories A & B have large windows that open. Onboard facilities: restaurant with panoramic views, observation lounge and bar, walk-around open-air promenade deck, Sun Deck, library, laundry service, free wireless internet.

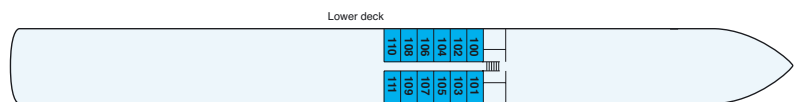
■ Cat A ■ Cat B ■ Cat C ■ Cat D ■ Cat E



Windows in staterooms 300-321, 216-240 can slide open.



Water-level staterooms have half-height picture windows.



Water-level staterooms have half-height picture windows.